

Addendum 2 to Street Naming and Property Numbering Guide

BY EGOVERNMENTS FOUNDATION
IN PARTNERSHIP WITH SURVEY OF INDIA & D.M.A., GOK

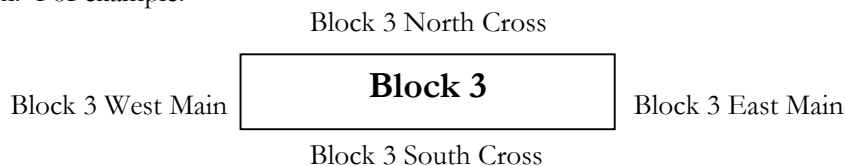
STREET NAMING

Retain Existing Street Names. Please retain existing Street Names that are popularly recognized by the citizens. Street Naming Guide should be applied to blocks with streets without names or with streets that are irregularly named.

Street Names for Block Boundary Roads.

For street naming purposes, block boundary roads will be given a special name to avoid duplication within the ward.

1. Retain existing proper noun names for block boundary roads, ie. M.G. Road, Bellary Road.
2. If the road does not have an existing proper noun name, then please name it Block 1 East Main, Block 2 South Cross, etc, based on the block name and the direction where the road falls relative to the block. For example:



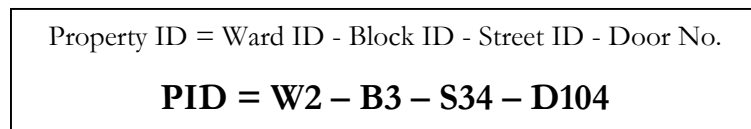
**** Street Naming administered at the block level. Street ID administered at ward level. ****

ASSIGNING IDS

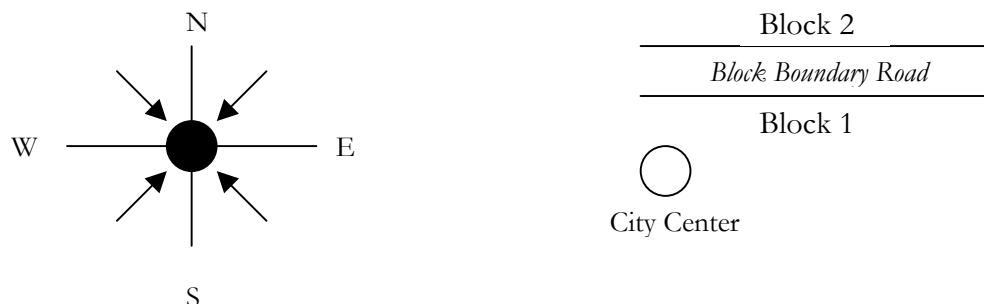
Assigning IDs. The engineering team must assign Ward IDs, Block IDs, Street IDs, and Property IDs.

Ward ID = Ward Number.
Block ID = Block Number
Street ID – unique within a WARD.

- A. Use **W, B, S, D** in front of **Ward ID, Block ID, Street ID, and Door Number** respectively.



- B. **Every street must belong to a block or ward.** Boundary roads belong to the block or ward that it lies on which is closest to the city center. In the example below, Block Boundary Road belongs to Block 1 because it lies closest to City Center



Assigning Street IDs.

1. **Major Roads – reserve numbers 1 - 100**
2. **Ward Boundary Roads – reserve numbers 101 - 500**
3. **Remaining Streets within Wards, including Block Boundary Roads – start at 501 for EACH ward.**

PROPERTY NUMBERING

For Uneven Densification, please number with letters. 8A, 8B, 8C

For Extra Properties, please number with letters, without adding a letter to the first number. 8, 8A, 8B

For Bifurcations, please number the new properties with a slash and number. 7/1, 7/2.

Type	Property Numbering Example
Uneven Densification	8A, 8B, 8C
Extra Properties	8, 8A, 8B
Bifurcations	7/1, 7/2

SEQUENCE FOR STREET NAMING / PROPERTY NUMBERING

1. BOUNDARIES

- A. Ward Maps - CAD
- B. Block Maps - CAD
- C. Street Maps – CAD

2. STREET NAMING / IDs

A. Major Roads – Name & ID

- 1) Must be Proper Noun name
- 2) Use existing Street Names first, if no existing name give a temporary proper noun name.
- 3) Give IDs to Major Roads first, starting from 1-100.

B. Ward Boundary Roads – Name & ID

- 4) Must be Proper Noun name
- 5) Use existing Street Names. If no existing name, name it based on Source-Destination, ie. Dairy Circle-Bannerghatta Rd.
- 6) Give ID to these roads, starting at 101-500.

C. Block Boundaries Roads – Name

- 7) Use existing Street Names
- 8) If no existing name, then name boundary roads as with Block Name + Direction, ie. Block 1 North Cross, or Block 2 East Main

D. Remaining Streets – Name & ID

- 9) Street Naming administered at Block level
- 10) Street IDs assigned at Ward level, including block boundary roads – start at 501 for each ward.

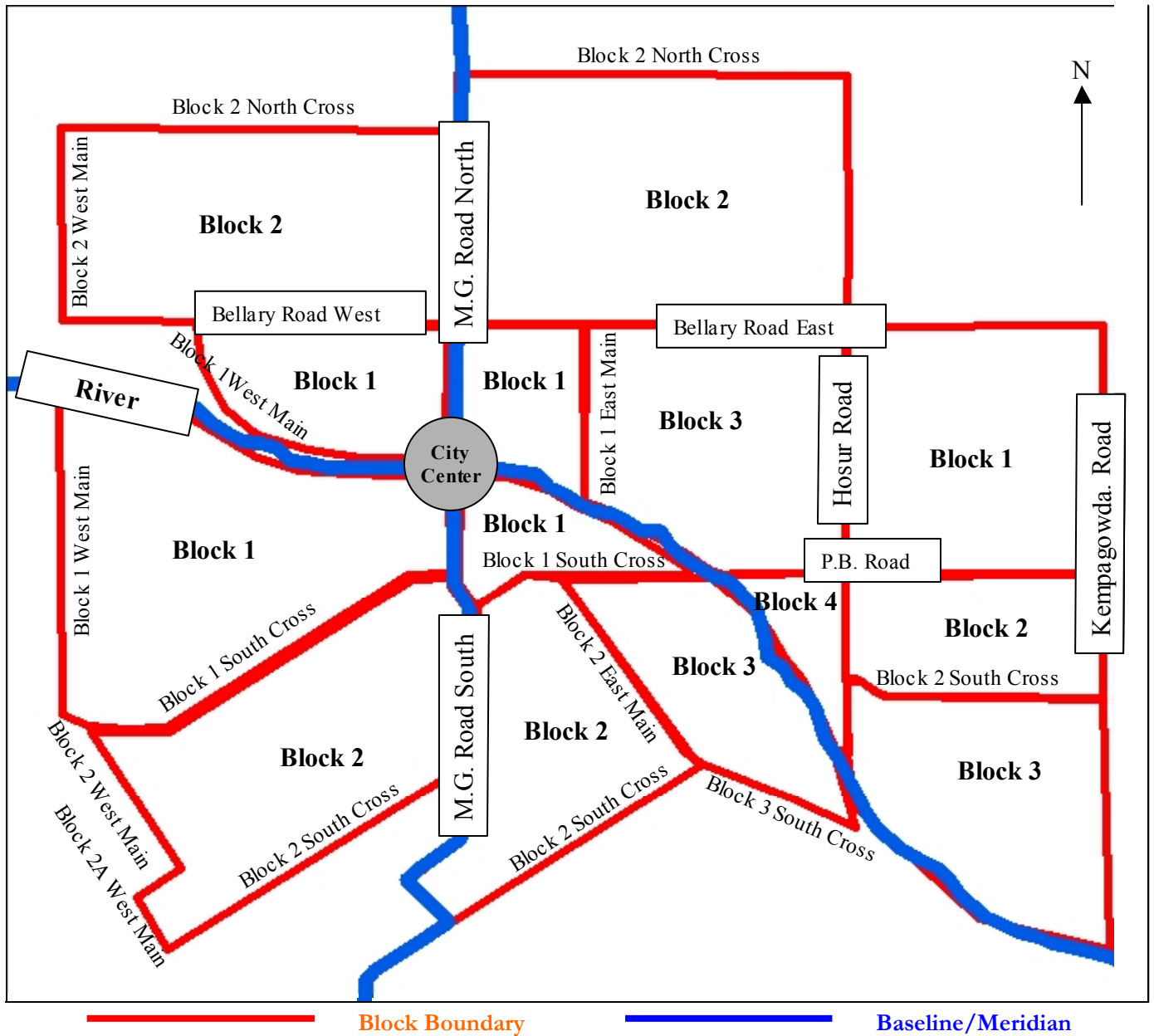
3. PROPERTY NUMBERING

- A. 1st number properties along Major Roads, retain odd/even parity across the entire road
- B. 2nd number properties along Ward Boundaries, retain odd/even parity.
- C. 3rd number properties along Remaining Streets at Block level
 - a. 1st attempt block boundaries, if possible
 - b. 2nd number properties on other roads
 - c. 3rd administer cluster numbering, if any.

.....
FORM FILLING

Forms B can be filled up simultaneously while taking up property numbering.
 Form C can be filled up after the above items are completed for a block.

Figure 1: Naming Block Boundary Roads



Property Numbering

Please number all properties that are within the municipal boundaries even if the property owners are paying tax to panchayats.

Please only number small petty shops that are permanent structures starting with 'P'. Many times small shops will line in front of large buildings, such as hospitals, these properties can be numbered as P 10A, P 10B, P 10C, etc. 'P' indicating petty shop.